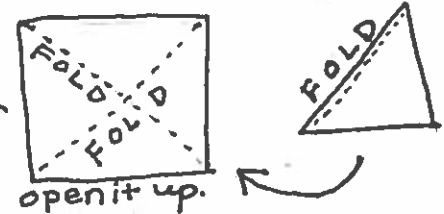


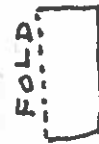


1. start with a square piece of paper!

2. Fold in half on diagonal, then again in the other direction.

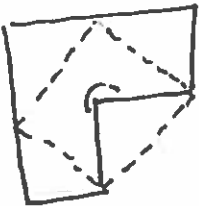


3. FOLD in half

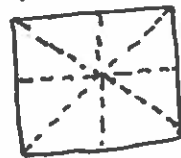


FOLD IN half both ways.

5. FOLD all 4 corners into center.

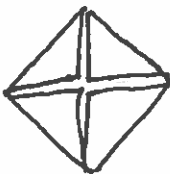


4. Open it up!



Lots of folds!

6. ALL 4 corners folded into center

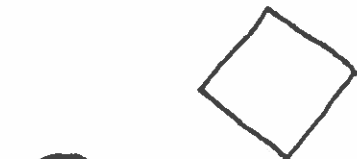
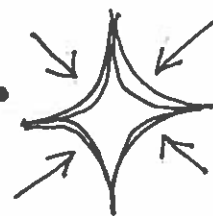


7. Flip it over!

13. open!



12. gently scrunch




14. Flip over and use!



11. FOLD BOTH WAYS



8. Fold all corners into center, again.



write or collage numbers

9. FOLD diagonally BOTH WAYS



10. Open to side with fewer openings and no numbers.



Add Four colors, seasons, faces, feelings, any thing!

Wexner Center for the ARTS